

More Ideas ♥ More Tips ♥ More Style What's inside matters most...

BRITAIN'S BESTSELLING
HOMES MAGAZINE

AUGUST 2016 £3.80

Ideal Home

938 FRESH UPDATES for your home

TAKE THE TOUR...

- ◆ WHITBY COTTAGE
- ◆ MIAMI-STYLE VILLA
- ◆ CORNISH BARN

PLUS 3 more dream homes by the sea!

SIMPLE WAYS TO USE
easy, elegant blues

20% OFF
HEATHCOTE & IVORY

SEE INSIDE FOR TERMS & CONDITIONS

WIN
A BATHROOM
WORTH £7,000

SEE INSIDE FOR TERMS & CONDITIONS

FREE
MINI APPLE TREE

PAY JUST £5.65 FOR POSTAGE & PACKAGING



Relax into summer

COASTAL DÉCOR ◆ STYLISH GARDEN BUYS ◆ HOTEL-LUXE LOOKS

SOLD AS PART OF A MULTIPACK
NOT FOR RESALE

£3.80
AUGUST 2016
Recall: 01/08/16

IdealHome AUGUST 2016

DECORATE WITH BLUES ♥ EASY COASTAL STYLE ♥ KITCHEN & BATHROOM TRANSFORMATIONS

househome.co.uk/idealhomemagazine



Get the
LOOK
PAGE 78

1 Living area

A compact sofa subtly divides the open-plan space, while floor-to-ceiling storage creates a stylish display wall. Domino 4 sofa, £1,059, Sofa Sofa. For similar storage, try the Bestå, £740, Ikea. Malmö lampshade, £140, Habitat. For similar wall paint, try the Pointing Dead Flat, £55 for 2.5ltr, Farrow & Ball

The big CHANGE

ALTERING THE LAYOUT,
UPDATING THE KITCHEN,
BUILDING A FALSE WALL
IN THE MAIN BEDROOM
AND REDECORATING
THROUGHOUT

‘It might be small,
but it’s smart!’

Sue and Tom Price didn't let awkward spaces stop them creating an upscale, Hamptons-inspired look in their Devon holiday home

FOR WHERE TO BUY ITEMS SHOWN, TURN TO OUR SHOPPING DIRECTORY

Take the 60-SECOND TOUR

BOUGHT FOR £360,000 SPENT £30,000 NOW WORTH APPROX £400,000

THE PROPERTY

A three-bedroom, Sixties bungalow in Dartmouth, Devon. The couple bought it in February 2015.

WHAT IT COST

Building and joinery.....£7,000
 Bathroom.....£5,000
 Flooring.....£4,000
 Furniture and decorating.....£14,000
TOTAL.....£30,000

WHO LIVES HERE

Sue and Tom Price live here with their children, Hattie, eight, and Freddy, five. Sue works in international real estate and Tom is a software account manager.

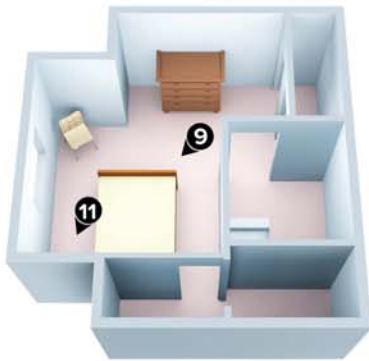
THE LOOK

Hamptons-style beach house, with white walls, oak flooring and a mix of contemporary and classic furniture combined with quirky accessories.



LESSONS LEARNED

“Know where to spend and where to save. Undertaking building work will always be pricey, but you can cut back later by upcycling, as we did with our kitchen units.”



◀ **FIRST FLOOR**
 The main bedroom is at the top of the stairs

GROUND FLOOR ▶
 The front door leads into an open-plan family space with a living room on the left and kitchen-diner on the right. The hallway leads through to a guest room, a bathroom and the children's bedroom at the rear





2 Dining area

The reclaimed round table is the perfect space-efficient choice for the family's small dining area
Table, £607, Woodpecker Interiors. Eames-inspired chairs, £59 each, Cult Furniture. 9628430 Warshaw Collection of Business American Food coloured print, from £31.99, AllPosters

Sue and Tom Price had been living and working in London for several years when they decided to buy a holiday home in Devon to give them somewhere to escape at weekends and for longer family breaks. 'We'd spent lots of holidays with friends in Dartmouth and loved the area, so it seemed like the natural choice,' explains Sue. 'Tom was born in Devon and he grew up learning to sail around Salcombe and Dartmouth, so buying a house there felt just like coming home.'

However, when Tom first showed Sue this bungalow online, she was so put off by its dated, unattractive exterior that she almost refused to view it altogether. 'It looked so small and poky, and the décor was really dreary,' says Sue. 'Every room had magnolia walls and dark brown carpets, and it needed updating from top to bottom.' But, despite her reservations, she wasn't completely ready to write the house off. 'Its saving grace was the main bedroom's fabulous views of the river,' she says. 'The moment I saw that view, I knew I wanted to live there, despite the fact the property needed so much work to get it knocked into shape.'

In terms of the layout, Sue and Tom liked the existing open-plan kitchen, dining and →



4 Kitchen-diner

Tom used boat cleats from a local chandlery as cabinet handles

For similar handles, try the 10in flat-top cleats, £19.95 each, Stainless Direct. Engineered oak flooring, £55.61 per sq m, Wood and Beyond



3 Living area

Where there's no space for another sofa, the couple added a comfy statement armchair instead. For a similar chair, try the Barrington, £1,545, Heal's. Side table, £95, French Connection

3 of the best PENDANT LIGHTS

Coastal classic

A timeless light for instant nautical style
Gaston fisherman's pendant, My Furniture



Factory finish

Crafted by hand for an uneven surface and unique look
Warehouse pendant light, Loaf

Industrial edge

This stylish buy also comes in sage green
Shoreditch pendant, Atkin and Thyme





5 Kitchen

Sue smartened up the kitchen on a budget with a coat of paint and a white nautical pendant light. Units painted in Hardwick White Estate Eggshell, £55 for 2.5ltr, Farrow & Ball. Hook pendant light, £145, French Connection

‘The existing pine units were in pretty good condition, which meant we could just revamp them rather than having to start from scratch’

6 Guest bedroom

The refreshing white palette has been given a cosier feel with soft greys and bolts of blue. Finley throw, £140, The White Company. LeWitt cushion covers, £100 each, Niki Jones. Sea Fan V and VI prints, from £10.99 each, AllPosters



Using wood cladding is a cost-effective way to bring in coastal character – paint it white and lay it horizontally to give your room a more spacious feel



living spaces, but felt they needed to tweak the bedroom arrangement at the back of the bungalow, as well as introduce a more modern look throughout. 'The second bedroom was a really awkward triangular shape, so we decided to convert it into a bathroom with streamlined, contemporary fixtures and fittings,' says Sue.

This initial round of work cost more than the couple had planned to spend, so they were relieved to discover that money could easily be saved in the kitchen. 'The existing pine units were in pretty good condition, which meant we could just revamp them rather than ripping them out completely and having to start from scratch,' says Sue. 'Instead, we simply repainted the existing cabinets and replaced the tired tiling and worktops with fresh white versions.'

Once the structural work was complete, their next task was to tackle the dated décor. 'As the house overlooks the estuary, we knew that a coastal scheme would work perfectly,' says Sue. 'Although I had a theme in mind, I've made expensive mistakes in the past, and we were renovating the bungalow to a pretty tight budget so I didn't want to waste precious funds.' Sue and Tom commissioned a local designer, Sarah Watson of Woodford Architecture + Interiors, to help them get their ideas off the ground. 'We were really excited about creating a Hamptons-inspired look, with whitewashed walls, more daring fabrics and driftwood accessories,' says Sue.

They started in the living room and guest room, with a neutral backdrop of fresh white walls and horizontal wood cladding to give the space character. The carpets throughout →

7 Staircase

The dark wooden staircase has been repainted in uplifting shades of blue, while adding a rope handrail gives it a nautical touch. Stairs painted in Wood Blue, Welkin Blue and Blue Ashes Eggshell, all £53 for 2.5ltr, Fired Earth

8 Bathroom

Touches of weathered wood give warmth and character to an all-white bathroom. Mino 600 vanity unit and basin, £299, Bathstore. For a similar hamper, try the Maya trunk, £329, Swoon Editions





While the colour scheme is simple, layering contemporary patterns and motifs gives the bedroom real personality

⑨ Main bedroom
 Take a neutral scheme from simple to smart with stylish prints and sunny yellow accessories

Blanket, £45.99, Tweedmill range, Coast and Country Interiors. Seville cushion cover, £90, Niki Jones. Blue Tit cushion (on chair), £40, Martha and Hepsie

the ground floor were replaced with washed-oak floors, while a new sisal carpet in the main bedroom added texture and helped to build on the houses's natural beach theme.


Upstairs, the couple also needed to rejig the impractical layout. 'Our designer's husband, Gavin Woodford, is an architect, so he helped with the layout in the main bedroom, which barely had enough room for a double bed,' explains Sue. 'He had the idea of building an interior wall to re-orientate the bed within the room and allow for a king-size bed.' Building an internal wall also meant the bed's new position gives Sue and Tom a stunning river view from their bedroom window. 'Waking up to the amazing scenery makes every day feel like a holiday,' says Sue.

Creating more storage upstairs was also high on the couple's list of priorities. 'A large concealed space was built behind the false wall, with a push-touch hidden door,' she says. 'It's a genius solution we would never have thought of on our own.' The cupboard also provides ample storage for the family's belongings when they rent out the property to holidaymakers.

Sue and Tom were also inspired to remodel the existing staircase, as the stairs were dark

and narrow with solid wood panelling. To bring the stairs up to date, the couple replaced the hefty wooden balustrade with a bespoke sheet of glass. This also makes the most of the roof light above the stairs, allowing natural daylight to flow into the ground-floor living space.

When it came to the house's overall look, Sue felt that finding cool, coastal-themed accessories was essential, but she was keen not to overspend. 'As we'd spent more than anticipated on the structural side of the project, we gave the designer a very tight budget to source the right things,' she says. 'We then ordered the items ourselves online, which saved us lots of time and money.'

The entire refurbishment process took five months, and now that the revamp is complete the family are free to relax and enjoy their stylish coastal retreat. 'Weekends always follow pretty much the same routine,' says Sue. 'Once we've unpacked, we head down to the local café for a cooked breakfast. After that, we'll go sailing or crabbing by the river. Our children, Hattie and Freddy, are in heaven here and spend hours watching the boats come and go. This house is everything we hoped it would be and more - it's the perfect home from home.' 

10 Kids' room

Nautical extras add the finishing touch to Hattie and Freddy's bedroom. Silver porthole mirrors, £44.95 each, Melody Maison



11 Main bedroom

Wake up driftwood-style furniture with a vibrant yellow accent. Emmerson reclaimed table, £299, West Elm. Yellow lampshade, from £150, Pooky

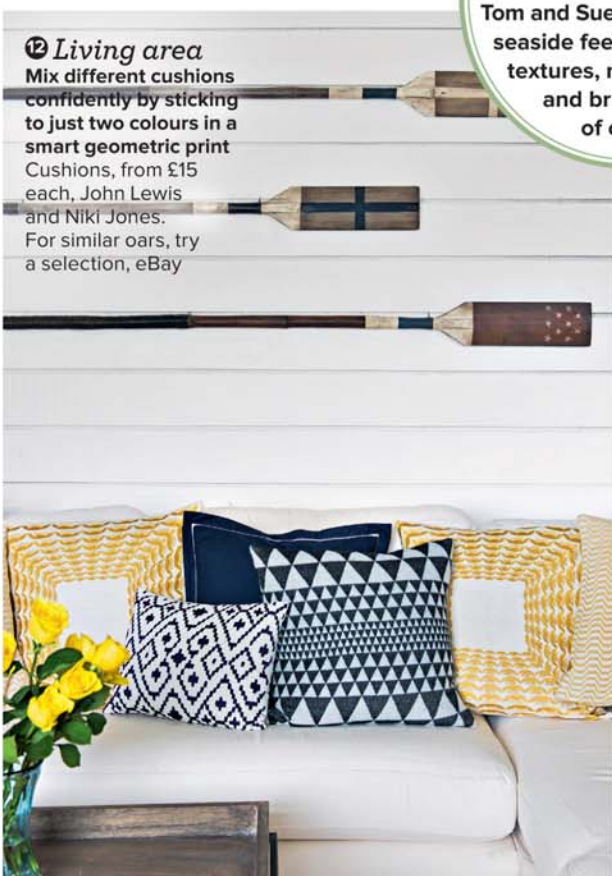


DON'T MISS
the details

Tom and Sue have created a seaside feel with wooden textures, nautical nods and bright pops of colour

12 Living area

Mix different cushions confidently by sticking to just two colours in a smart geometric print. Cushions, from £15 each, John Lewis and Niki Jones. For similar oars, try a selection, eBay



13 Dining area

Cool blue crockery and wooden buys add a coastal feel. For similar crockery, try the On The Lake, from £6 for a plate; salad servers, £10 for two; all John Lewis





Get Sue's look

Add hits of sunny colour to a Hamptons-inspired scheme

FOR WHERE TO BUY ITEMS SHOWN, TURN TO OUR SHOPPING DIRECTORY

IDEAL

Beacon of light
Stick to a natural, organic shape for the shade
Malmo pendant, Habitat



GREAT DEAL

Subtle shading
Diffuse light around the room with a rattan creation
Bay shade, John Lewis



Sixties styling
Go for a retro feel with this cool chair
Smithfield armchair, Habitat

Design classic
Or be smart with an old-school wingback
Rubens armchair, Made.com



Box it up
Team whitewashed wood with black metal for a modern look
Box frame coffee table (H43cm x W113cm x D63cm), West Elm



A shore thing
Reclaimed timber will add coastal character
Poste coffee table (H40cm x W130cm x D65cm), Loaf



Oar-some
Go all-out nautical with a wall-mounted oar
Royal barge oar, Authentic Models range, Houseology



Row your boat
Choose pale shades for a more Scandinavian feel
Elena wooden decorative oar, Maisons Du Monde



Sunny delight
Liven up your sofa with a bright yellow throw
Ochre Vice Versa linen throw, The Conran Shop



Put your feet up
Bring in tactile, homespun-looking pieces that soften the scheme
Knitted pouffe, Marks & Spencer



Grey area
Go for added depth with a darker shade, like this charcoal
Charcoal pouffe, George Home



Softer tone
Keep things cosy with a mohair blanket
Tudela mohair blanket, Urbanara

FEATURE GRACE ALLEN
PHOTOGRAPH COLIN POOLE